

LED Jeep Headlights – Model 8700 Evolution J2

0554563

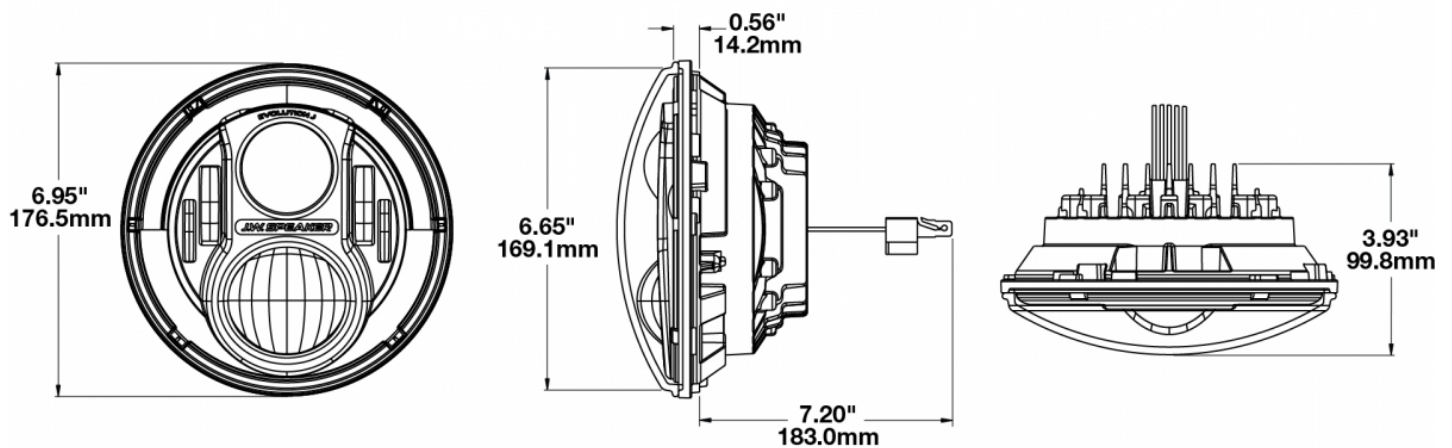


Product Information

Description	Model 8700 EVO J2 - 12V LED Headlight Insert (For Jeep) - Black
Height	176.53 mm / 6.95 in
Width	176.53 mm / 6.95 in
Depth	99.82 mm / 3.93 in
Shape	Round
Outer Lens Material	Polycarbonate
Outer Lens Color	Clear
Housing Material	Die-Cast Aluminum
Bezel Color	Black
Retrofits	7" round headlights or 2D1 PAR56
Minimum Operating Temperature	-40 °C
Maximum Operating Temperature	65 °C
Connector or Wiring	H4
Mating Connector	H4 AMP 172615-2
Product Weight	2.31 lbs / 1.05 kgs



Product Dimensions

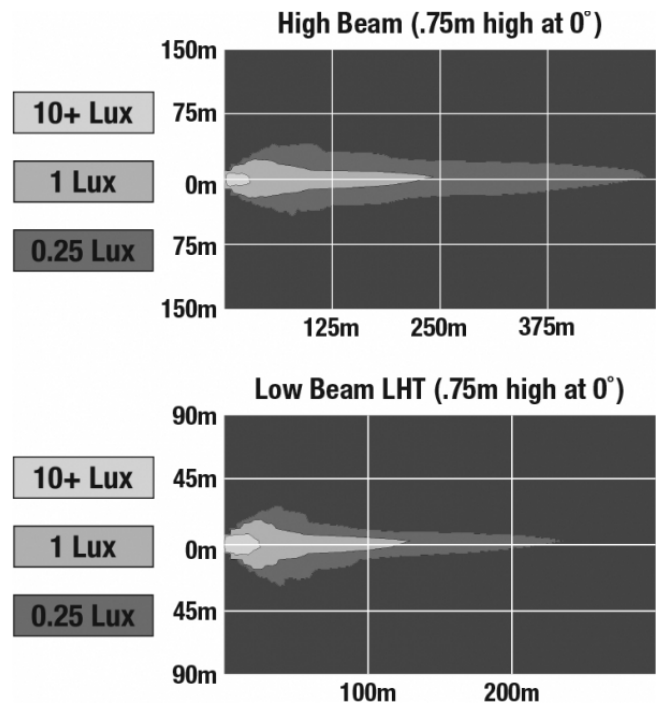


Electrical Specifications

Input Voltage	12V DC
Operating Voltage	9-16V DC
Black Wire	Ground
White Wire	High Beam
Yellow Wire	Low Beam
Red Wire	Front Position
Blue Wire	DRL
Current Draw	4.20A @ 12V DC (High Beam) 2.00A @ 12V DC (Low Beam) 1.60A @ 12V DC (DRL) 0.16A @ 12V DC (Front Position)

Photometric Specifications

Raw Lumen Output	3,200 (High Beam); 1,770 (Low Beam)
Effective Lumen Output	1,260 (High Beam); 750 (Low Beam)
Candela Output	71,500 (High Beam); 35,003 (Low Beam)
Nominal LED Color Temperature	5000 K
Beam Pattern(s)	Forward Lighting - Daytime Running Light Forward Lighting - High Beam (DOT/ECE) Forward Lighting - Low Beam (ECE Left Hand) Signalization - Front Position



Additional Specifications



IP Rating	IP67
Warranty	Please refer to the Warranty Statement which is available for download on the website
Certification	ECE Reg 7, 87 & 112
Pack Quantity	2

Installation & Application Information



The Model 8700 Evolution J2 Series is intended for use on 2007+ Jeep Wranglers & Jeep Wrangler Unlimited.


This series will fit 2017 Jeep JK models. However, it is only plug & play for the following models (identified with an X below). All others will need to be modified with a ring kit.

Additional Information



This light has been updated with Dual Burn™ high beam optics.

This technology combines your high and low beam when turning on your high beam, providing the driver with both widespread visibility along with a powerful punch of light down the road.

 J2 Series Dual Burn & Optic Functions