NX2 - Headlight Interface Harnesses

NX287

Product Information

Description	LDV - T60 Max (2021-2023) with factory headlights (14 PIN)
Shipping Weight	0.1360252 lbs / 0.06 kgs

Product Dimensions

Copyright © 2026 Invision Sales Pty. Ltd.





Additional Specifications

Warranty	3 Years
Pack Quantity	1

Copyright © 2026 Invision Sales Pty. Ltd.

INSTALLATION

1. Pick the headlight with the best rear access.
2. Disconnect the OEM power plug from the back of the headlight. Note: If you are struggling to locate it, the plug should look almost identical to the connection on the Noxsolis interface harness.
3. Connect the Noxsolis interface harness to the headlight using the MALE connection plug.
4. Connect the OEM power plug into the FEMALE connection plug of the Noxsolis interface harness.
5. The third, smaller plug on the harness is used to connect into any of the Noxsolis wiring harness kits.

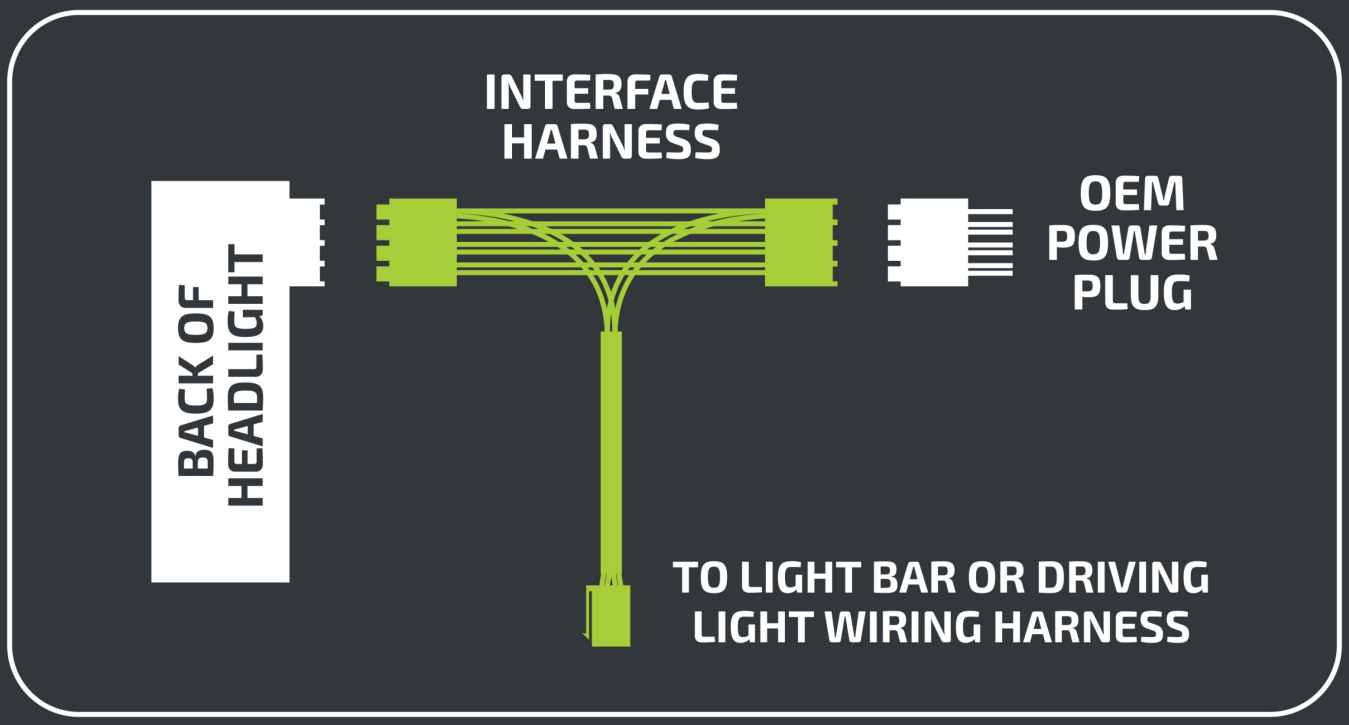

Copyright © 2026 Invision Sales Pty. Ltd.