

# NX2 - Headlight Interface Harnesses

## NX270


### Product Information

**Description**




Toyota - Hilux N80 (Up to 2020)  
with factory Bi-LED headlights (8  
PIN)

**Shipping Weight**

0.1137585 lbs / 0.05 kgs



### Product Dimensions



## Additional Specifications

Warranty	3 Years
Pack Quantity	1

**INSTALLATION**

1. Pick the headlight with the best rear access.
2. Disconnect the OEM power plug from the back of the headlight.  
Note: If you are struggling to locate it, the plug should look almost identical to the connection on the Noxsolis interface harness.
3. Connect the Noxsolis interface harness to the headlight using the MALE connection plug.
4. Connect the OEM power plug into the FEMALE connection plug of the Noxsolis interface harness.
5. The third, smaller plug on the harness is used to connect into any of the Noxsolis wiring harness kits.

